



Background -





# In Practice - Curriculum Outline



## DIGITAL LITERACY CURRICULUM

Week	Content	Language Points	Vocabulary	Sample Objectives	Activity Examples
1 What should I know when taking online classes?	<ul style="list-style-type: none"> <li>-Use meeting platform (e.g. Zoom/Google Meet) to interact in class</li> <li>-Use homework platform to submit assignments</li> <li>-Use email/messenger apps to send messages to the teacher</li> </ul>	<ul style="list-style-type: none"> <li>-Describe zoom/Google meet controls</li> <li>-Describe homework platform controls/abilities</li> <li>-Talk about how to send/draft emails</li> </ul>	<ul style="list-style-type: none"> <li>-Mute, microphone, participant, etc.</li> <li>- Time expressions; dates</li> <li>-Numbers</li> <li>-Computer terms: mouse, keyboard, minimize, run, app, window, etc.</li> <li>-Email terms: body, salutation, sign-off, etc.</li> </ul>	<ul style="list-style-type: none"> <li>-SWBAT describe their children's school schedule using their child's school calendar</li> <li>-SWBAT use the different controls on Zoom/Google Meet</li> <li>-SWBAT produce a short email to send to their teacher</li> </ul>	<ul style="list-style-type: none"> <li>-Integrate multiple means of contact with students by asking them what platforms they are comfortable with.</li> <li>-Play Simon Says with Zoom/Meet controls</li> <li>-Play scavenger hunts online</li> <li>-Instruct students in how to share their screens</li> </ul>
2	Use Google Docs to	Expressing	Platform specific	SWBAT produce a	Students can create

# In Practice - Module 4 Example

---

# Beginner - What'



# Beginner - What'

Ok! I have you scheduled for 10:00 AM on June 1. This is the Zoom link:

[https://temple.zoom.us/j/4136503722?](https://temple.zoom.us/j/4136503722?pwd=RWVZVy9EUTNkOHdkZ21WZEt5YzkzZz09)

[pwd=RWVZVy9EUTNkOHdkZ21WZEt5YzkzZz09](https://temple.zoom.us/j/4136503722?pwd=RWVZVy9EUTNkOHdkZ21WZEt5YzkzZz09)

Meeting ID: 413 650 3722

Passcode: Spring2557

If you have not used Zoom before, please click the link at least 10 minutes early to download the Zoom app. You do not need a Zoom account to join the meeting. I will share instructions for using Zoom below.

A circular profile icon with a dark grey background and a white letter 'G' in the center.

Wed 1:45 PM



# Beginner - What'

**Gretchen Spencer** <gspencer677@gmail.com>

Fri 5/28/2021 5:32 PM

To: Gretchen Spencer

Hello Liz,

This is the password for your new work account. Please change it after you log in.

student.1

**Gretchen Spencer** <gspencer677@gmail.com>

Fri 5/28/2021 5:33 PM

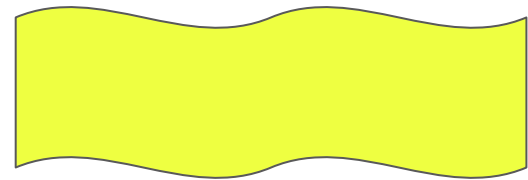
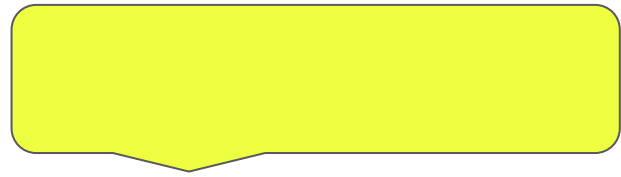
To: Gretchen Spencer

Hello Arick,

This is the password for your new work account. Please change it after you log in.

TUjob676

Thank you,  
Gretchen



# Intermediate - How Can I Spot

- 1.

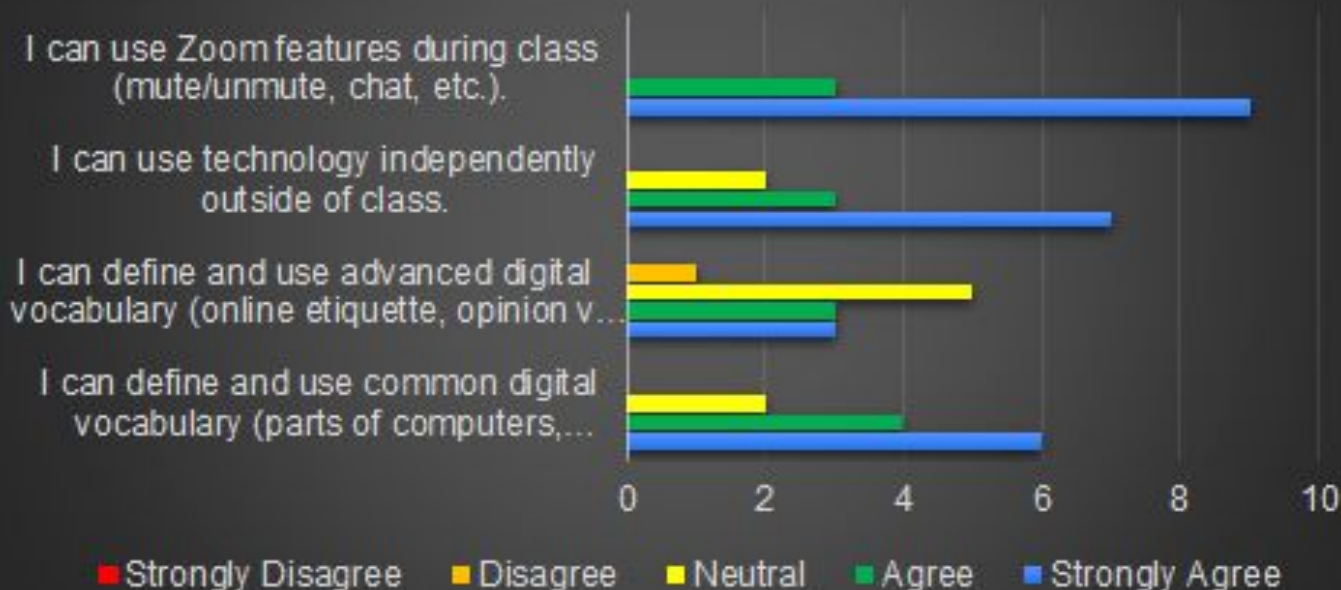


# Your turn!

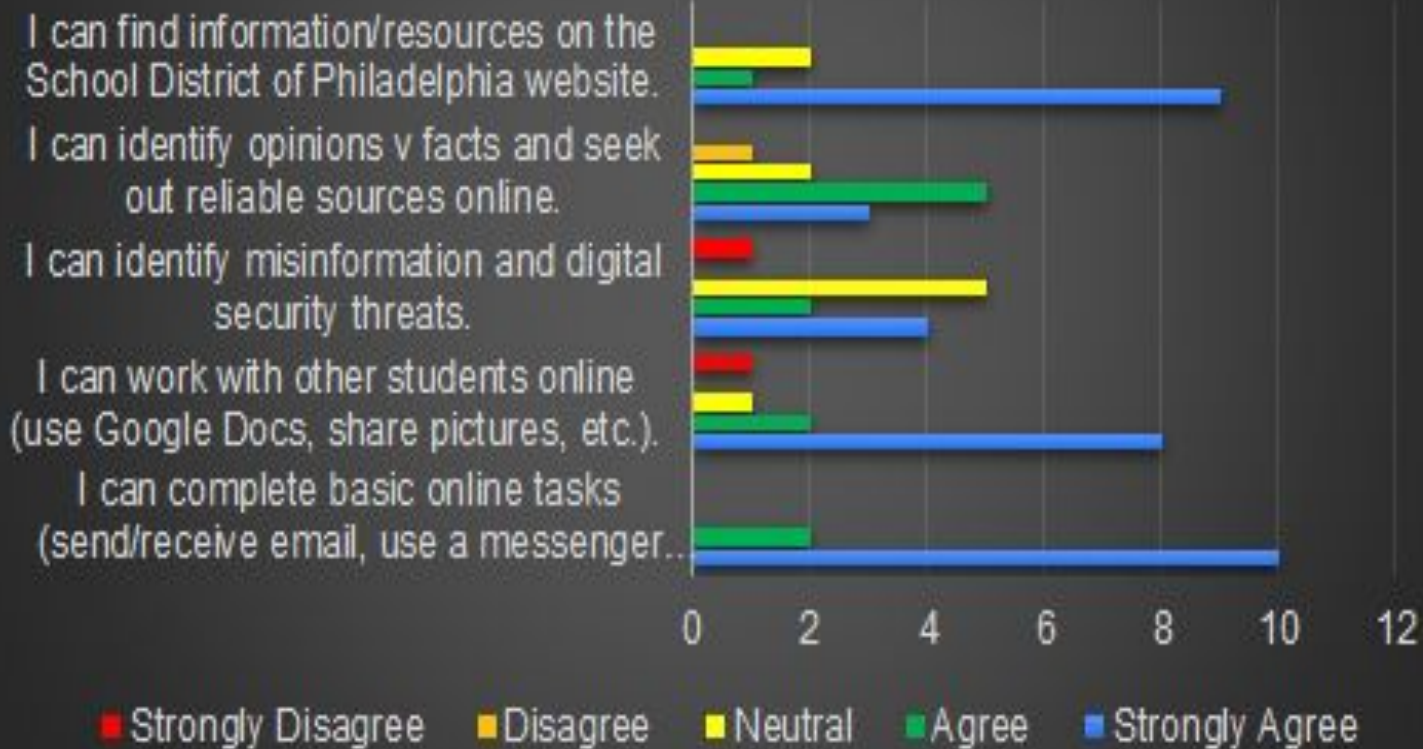
Work with your group to develop objectives and potential activities for Module 2, “What are some ways I can collaborate with others online?”



## Student Perspectives - Using Technology



# Student Perspectives - Digital Literacy Skills





# Teacher Perspectives - Ease of Use

# Teacher Perspectives - Success

# References