

English Now

Learning Together Virtually

Technology in Adult Education 2021



Supported by

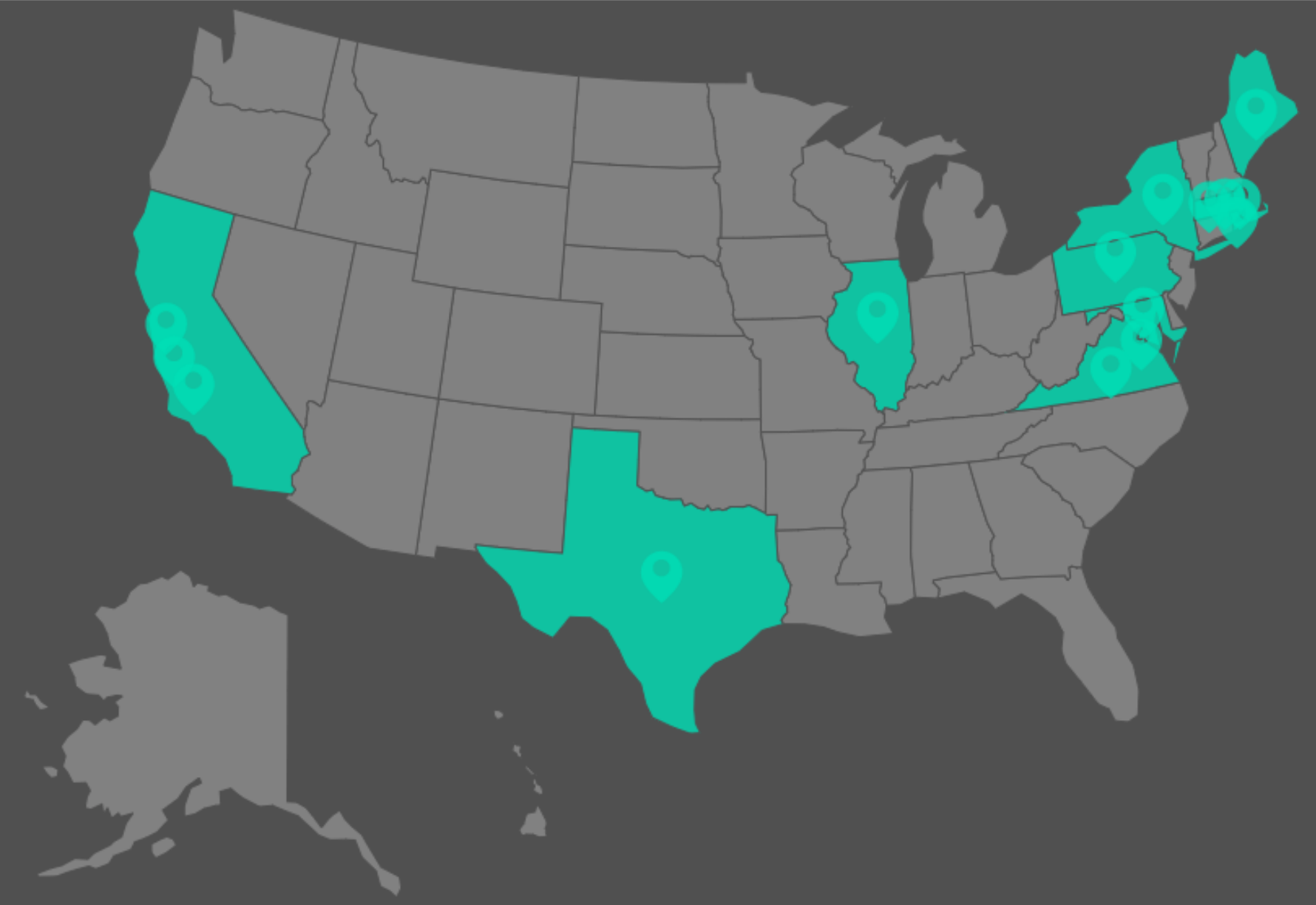




Welcome!

- ❖ Priyanka Sharma, World Education
- ❖ Kathleen O'Connell, World Education
- ❖ Lindsay Southworth, Free Library of Philadelphia

English Now! 2017- 2021 Learning Circles Project



A collection of three logos stacked vertically. The top logo is for EnglishNow! World Education, featuring a colorful circular graphic. The middle logo is for EdTech Center World Education, featuring a red and gray geometric shape. The bottom logo is for Dollar General Literacy Foundation, featuring a stylized 'D' and 'G' icon.

What is an English Now! learning circle?

English Now! learning circles facilitate **online and peer-to-peer learning** and **expand English language learning opportunities** for those on wait lists, with limited time and/or in tutoring environments.



Project goals



- Expand access to learning opportunities for ELLs
- Build learner agency & confidence through peer learning & leadership development opportunities
- Increase learners' comfort & expertise with using computers and mobile apps for learning
- Plan and support learning circles' sustainability and expansion within participating programs

A decorative header consisting of six colored squares arranged in a slightly undulating line across the top of the page. From left to right, the colors are: dark red, light red, teal, light blue-grey, dark blue-grey, and dark red.

English Now! Model

- Facilitated learning circles meet for 6 - 12 weeks
- Weekly learning circle meetings range from 1.5 - 2 hours
- Meeting time includes group check-in, learning & discussion
- Guidance provided by World Education

Suggested Agenda: ~90-120 minutes

- Check-in (15 min.) including recap of last week
- Online learning (45 min.)
- Activity (20 min.)
- Wrap-up (10 min.)



Please add to the Chat:


What are some of your favorite online English language learning resources?

Which ones do your students respond to most favorably?



Created by LAFS
from Noun Project

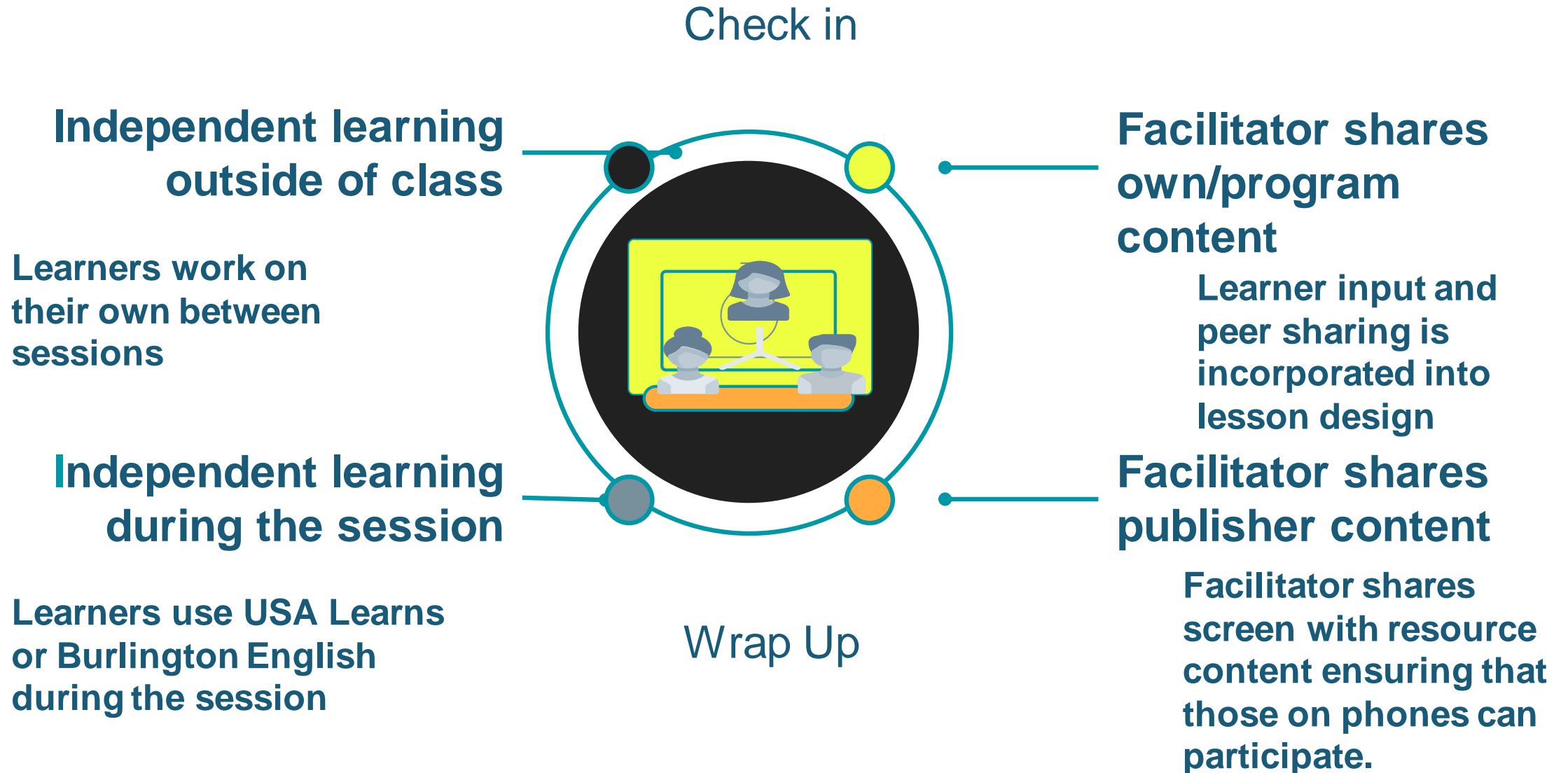
Learning Resources - Courses and Mobile Apps



Are your learners digital-ready?



Remote Learning Circle Formats



Learning circle vs. distance learning

What's the difference?

The learning circle model lends itself to a more democratic learning space (flattened hierarchy).

-Lindsay Southworth

Learner confidence building

Lots of sharing!

Peer support

Learning circle ownership

Leadership opportunities

Relaxed environment



How do learning circles function in practice?

Let's hear from our program partner in Philadelphia!



Free Library of Philadelphia Languages and Learning Center



Created in 2019

Mission: Support the individual learning goals of Philadelphia adults.

Core audiences: Adults learners seeking to improve their English language, adult basic education, world language, and digital literacy skills.



Language Learning Circles at the Library 2019-2021

Spanish Language Learning Circles

Format: In person

Time: Summer 2019 - Winter 2020

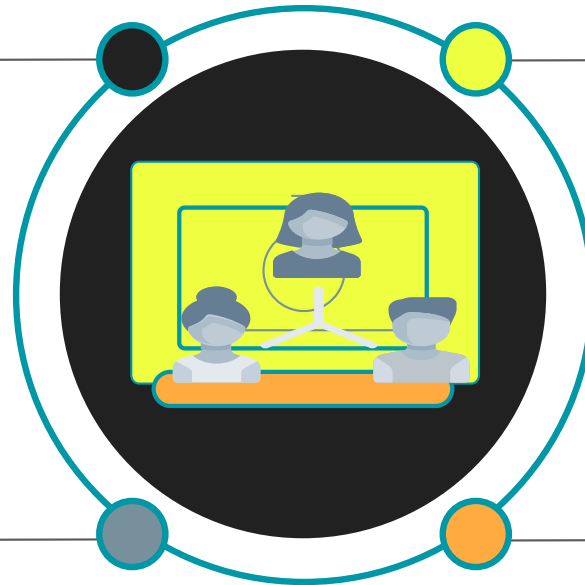
Learning Platform: Mango
Languages

Writing for ELLs Learning Circles

Format: Virtual

Time: Fall 2020 - Spring 2021

Learning Platform: Universal
Class



English Language Learning Circles

Format: Virtual

Time: Winter 2021 - Spring 2021

Learning Platform: We Speak NYC

World Languages Learning Circle

Format: Virtual

Time: Fall 2020 - Spring 2021

Learning Platform: Mango
Languages, other (French,
Spanish, Russian, Japanese,
Mandarin)

Free Library Learning Circle Fall 2020: Writing Skills for English Language Learners

Format: Virtual

E-Learning Platform: Universal Class

Class Structure

*Before each meeting, participants completed one lesson and accompanying activities/quizzes in the online course: Writing Skills for ELLs

1) Check In

2) Online Learning

- Universal Class features
- Additional online resources for writing and English language learning

1) Activity

- Whole group discussion of sample text
- Small group breakout room discussion of participants' writing
- Whole group discussion of challenges and successes

1) Check Out



Participant Feedback

“[I would recommend this learning circle to others because] these kind of classes are very useful and they are free, so I would like others to have this experience as well.”

“I enjoyed the sharing part in the class which make me have a chance to know about other cultures from my classmates’ home country.”

“English learning circles were so helpful for me not only because I can keep learning English but also I can keep contacting with other people when I felt isolated during the pandemic.”

“I like that the atmosphere and assignments and things [our facilitator] taught us. Fun and useful. Is not like, is LOVE this learning circle”

“The learning circle expanded by vocabulary and helped me with my interactions in Spanish (and with people in general). I’ve made new friends and met new people. I will definitely be back for the next learning circle in the fall.”

Advantages to using the Learning Circle model

- “Lighter lift” than traditional English language learning class
 - More democratic learning space (flattened hierarchy)
 - Increased digital literacy skills
 - Can be led by a trained volunteer
 - Works well in the virtual “classroom”
-





The learning circle model is flexible.

Here are some additional examples of how EN! programs are using learning circles.



ENGLISH FOR SPEAKERS OF OTHER LANGUAGES

LUDLOW AREA & SPRINGFIELD ADULT LEARNING CENTERS

HOLYOKE
COMMUNITY
COLLEGE

Learning Circles play multiple roles:

- **Waiting list**
- Students needing **less intensity**
- Students wanting **more intensity!**
- Community **connection & learning skills**
- **Will be offered remotely next year**



1199 SEIU NY Training and Employment Funds

- Mentor program from 2nd round
- Partnered with **Cell-Ed to develop an ESL course for Home Health Aides**, their participants' occupation.
- Currently developing a workbook to accompany the Cell-Ed course



Thomas Jefferson Adult and Career Education (TJACE) Program at Piedmont Virginia Community College

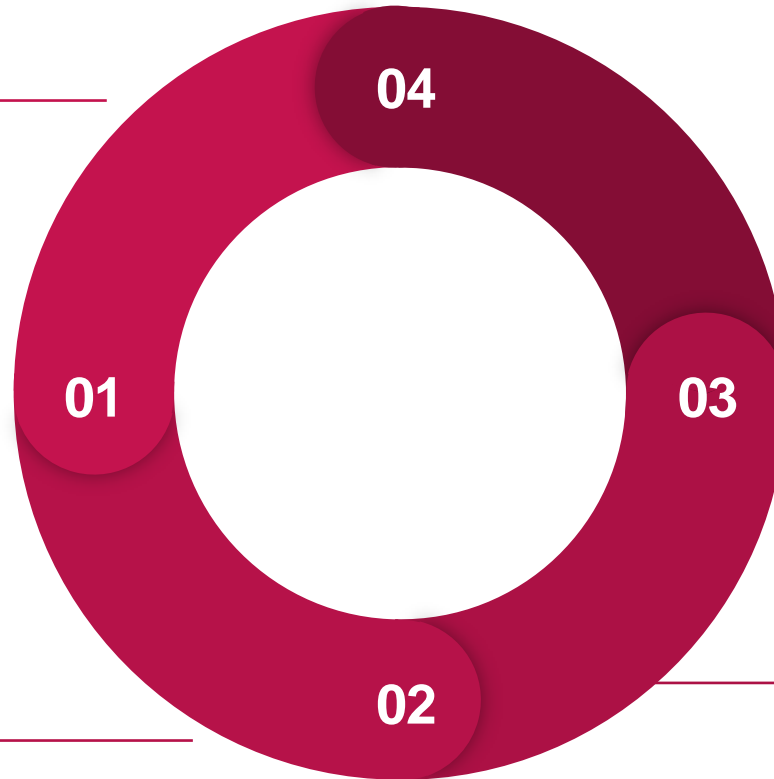
- Students were using cell phones
- Currently meeting virtually
- Online field trips & guest speakers
- Opportunities for learner leadership



**Greetings
& attendance/Zoom link**



Check in



**Group
activity/peer work
in breakout rooms**



**Independent
Learning-USA
Learns**



Other Types of Learning Circles


- ★ **Writing circle**
- ★ **ESOL circles**
- ★ **Citizenship circle**
- ★ **ESOL program using Burlington English in CA**
- ★ **Boston program: CDL, ESOL, HiSET**



Impact on Learners



- Increase self- confidence
- Build a strong sense of community,
- Explore how to use technology for learning
- Ease entry into program and adult learning
- Develop English & Digital skills while on wait list



EN! Implementation Resources

- Implementation Guide
- Planning tips and lesson plans
- Digital skills self-assessment
- Site Coordinator & Facilitator training
- Mobilize community of practice
- Ongoing support from WEI staff

Running a Learning Circle		Notes
Space and Supplies <i>Facilitator</i>	<ul style="list-style-type: none">- Setup computer lab or laptops for online learning- Digital skills self-assessment (optional)- Language proficiency (Beginner, Intermediate, Advanced, or Multi-level)	
Preparation <i>Facilitator</i>	<ul style="list-style-type: none">- Get familiar with the selected online course or app- Review the <i>Weekly Planning Template</i> examples for check-in prompts and activity ideas- Review and use communication tool (WhatsApp, Remind, other?) to engage learners	
During Learning Circles <i>Facilitator</i>	<ul style="list-style-type: none">- Facilitate learning circle- Record attendance- Send weekly reminders, and try to foster a peer learning environment by getting learners to interact via communications tool.	
As Learning Circle ends <i>Facilitator</i>	<ul style="list-style-type: none">- Participate in feedback survey with World Ed- Conduct or coordinate learner feedback survey- Work with the Site Coordinator to determine next steps for learners (placement in class, other?)- Submit attendance and complete data collection	

English Now! Implementation Guide



First Day Slides

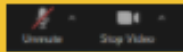

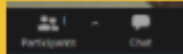
English Now!



Created by tulpahn
— from Noun Project

English Now! Virtual Lesson Plan #1
Learning Circle and Zoom Orientation

Five Virtual Learning Circle Lesson Plans

	Virtual Tool	Suggested Content
<p>Greeting and warm-up (20 minutes)</p> <p>Images to use:</p>   	<p>Mute/unmute by clicking microphone button in bottom left corner of menu bar.</p> <p>Rename By clicking Participants button in menu bar. Find name in the list. Click on Rename. Type the name you want to be called.</p>	<p>Greet learners as they join. Ask them to remain on mute until introductions.</p> <p>Facilitator models introduction. Example:</p> <ul style="list-style-type: none"> • <i>My name is _____, I am from _____, I have facilitated learning circles a few times, and I enjoy it. My favorite thing about it is _____.</i> <p>Call on learners, ask them to unmute and introduce themselves. If needed, provide a structure for introductions. Example:</p> <ul style="list-style-type: none"> • <i>My name is _____ I am from _____ and today I am feeling _____.</i> <p>Keep a running list of learners' feeling words/descriptions and discuss any new vocabulary.</p> <p>Acknowledge learners who have joined by calling in. Pause or check in frequently to make sure these learners are following the conversation.</p> <p>Ask learners to rename themselves if needed, displaying the name they prefer to be called.</p> <p>Encourage learners to ask questions of and respond to each other.</p>
<p>Orientation to Zoom (30 minutes)</p>	<p>Nonverbal responses Click the Participants button in menu bar. Click on any image to display next to your name, or click More to</p>	<p>Practice listening and using nonverbal response (raising hands or reactions). Example:</p> <ul style="list-style-type: none"> • <i>Raise your hand if you had tea today. Raise your hand if you had coffee.</i> • <i>Give a thumbs up if you have been in a virtual class before.</i> <p>Discuss virtual classroom etiquette:</p> <ul style="list-style-type: none"> • <i>Should the meeting be recorded and shared? Get learners' permission.</i> • <i>Should we raise hands when we want to speak or unmute ourselves and speak?</i> • <i>How do learners "enter" our class meeting if they arrive a little late?</i>

Community of Practice

Threaded conversations

Sharing

Updates

Resources

Invitations to events

The screenshot displays a grid of social media posts. Each post includes a thumbnail image or document cover, a title, and a dropdown menu icon. The posts are:

- English Now Impl...**: Thumbnail shows four people in a meeting. Title: English Now Impl... (2 replies)
- English Now! First ...**: Thumbnail shows 'First Week Slides' with the English Now! logo. Title: English Now! First ... (1 reply)
- Best Practices for ...**: Thumbnail shows a document titled 'Best Practices for Onboarding Learners to Edgits'. Title: Best Practices for ... (1 reply)
- Facilitator Trainin...**: Thumbnail shows a red document cover for 'English Now! Learning Circles Facilitator Training'. Title: Facilitator Trainin... (1 reply)
- Lesson Plan Temp...**: Thumbnail shows a lesson plan template. Title: Lesson Plan Temp... (1 reply)
- Site Coordinator P...**: Thumbnail shows a green document cover for 'Planning and Supporting Learning Circles Site Coordinator Tasks'. Title: Site Coordinator P... (1 reply)
- Facilitator Plannin...**: Thumbnail shows an orange document cover for 'Facilitator Learning Circle Planning'. Title: Facilitator Plannin... (1 reply)
- Six Tips for Hostin...**: Thumbnail shows a document cover for 'Six Tips for Hosting Virtual English Now Learning Circles'. Title: Six Tips for Hostin... (2 replies)

Questions? Discussion

- How could you use learning circles in your program?
- How do you see a remote program running?



Be in touch!

- ❖ Priyanka Sharma, World Education
priyanka_sharma@worlded.org
- ❖ Kathleen O'Connell, World Education
kathleen_oconnell@worlded.org
- ❖ Lindsay Southworth, Philadelphia Free Library
southworthl@freelibrary.com



THANKS!



We hope you are excited about trying a learning circle at your program.

CREDITS: This presentation template was created by **Slidesgo**, including icons by **Flaticon**, infographics & images by **Freepik**

